



<p>Followers</p> <p>104.8K <0.1% per 30 days ● Could be improved</p>	<p>Engagement Rate</p> <p>1.64% 0% ● Excellent</p>	<p>Categories</p> <p>Photography Modeling</p>
<p>Quality audience</p> <p>86.6K</p>	<p>Authentic engagement</p> <p>1.4K per post</p>	<p>Post Frequency</p> <p>7.96/week ● Very Good</p>

<p>Audience Quality Score</p> <p>96 of 100</p> <p>Excellent</p>	<p>PROS & CONS</p> <ul style="list-style-type: none">● Highly engaged audience● Excellent likes activity● Excellent comments activity
--	--

N/A
Global rank

N/A
Country rank

N/A
Category rank

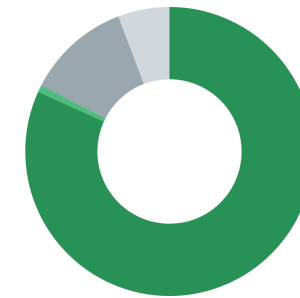
Quality audience
86.6K 83%

Countries

N/A

There is not enough public audience activity to provide reliable audience demography data.

Audience Type



Real people	85.7K	81.8%
Influencers	849	0.8%
Mass followers	12.2K	11.6%
Suspicious accounts	6.1K	5.8%



US states

N/A

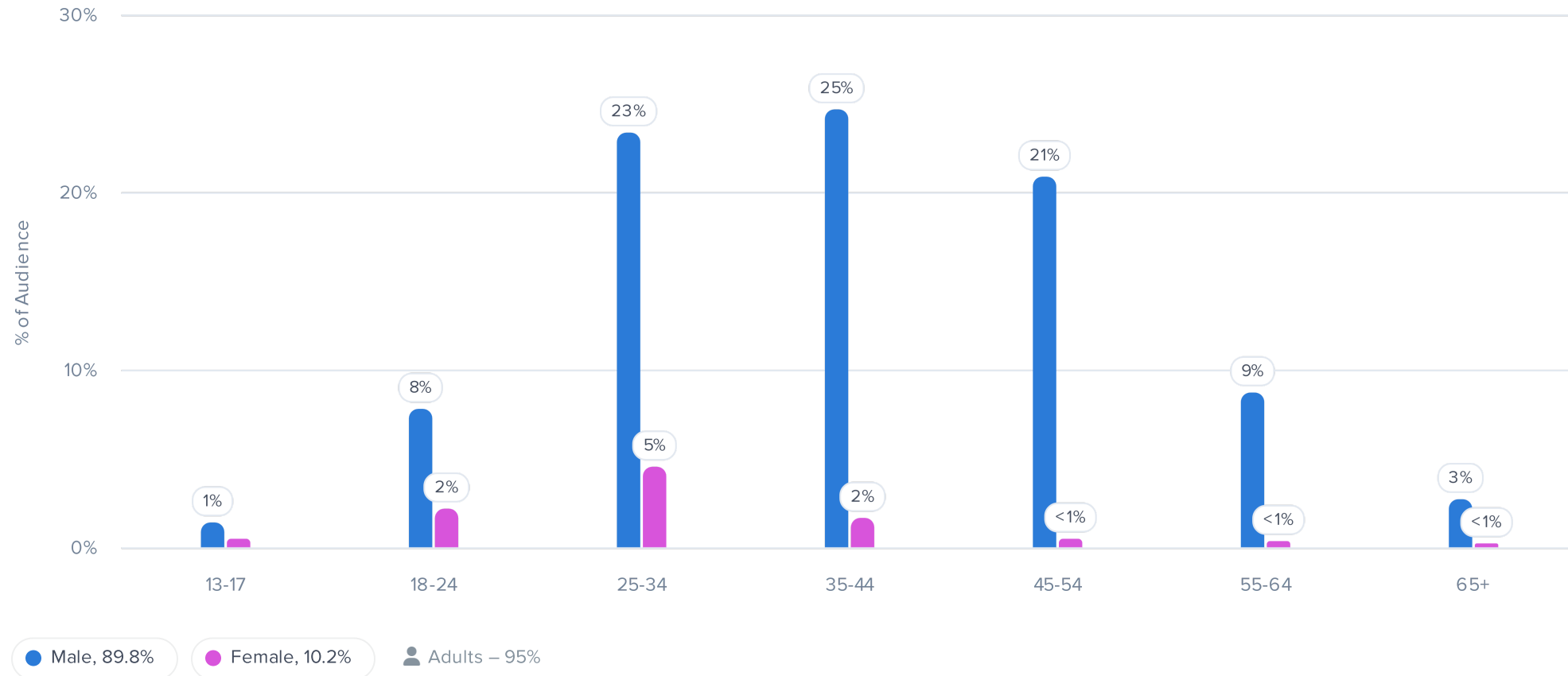
There is not enough public audience activity to provide reliable audience demography data.

Cities


N/A

There is not enough public audience activity to provide reliable audience demography data.

Age & Gender



Ethnicity



Languages



Estimated Reach

10K – 45K

Audience Reachability

● Good

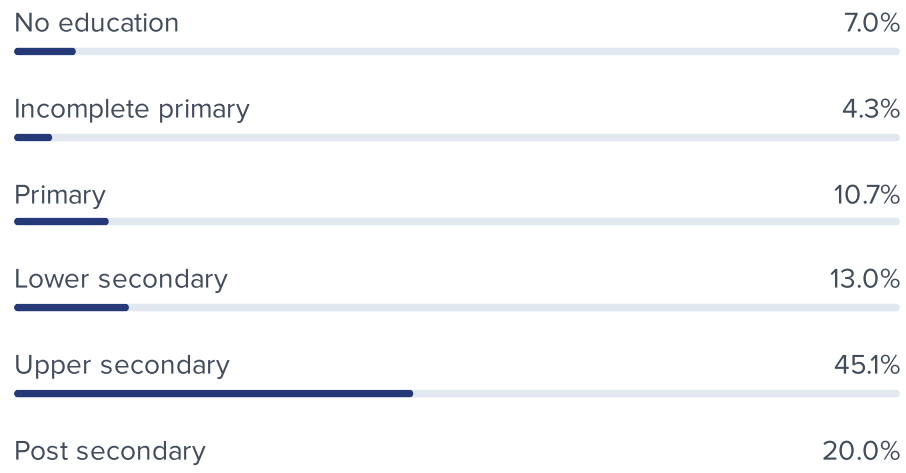
88.4% of audience have less than 1,500 followings, similar accounts have **84.28%** on average

Audience Authenticity

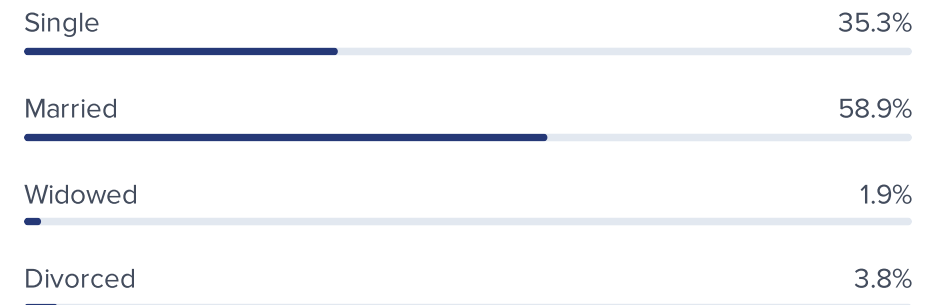
● Very good

82.58% of audience look authentic, similar accounts have **66.85%** of authentic audience on average

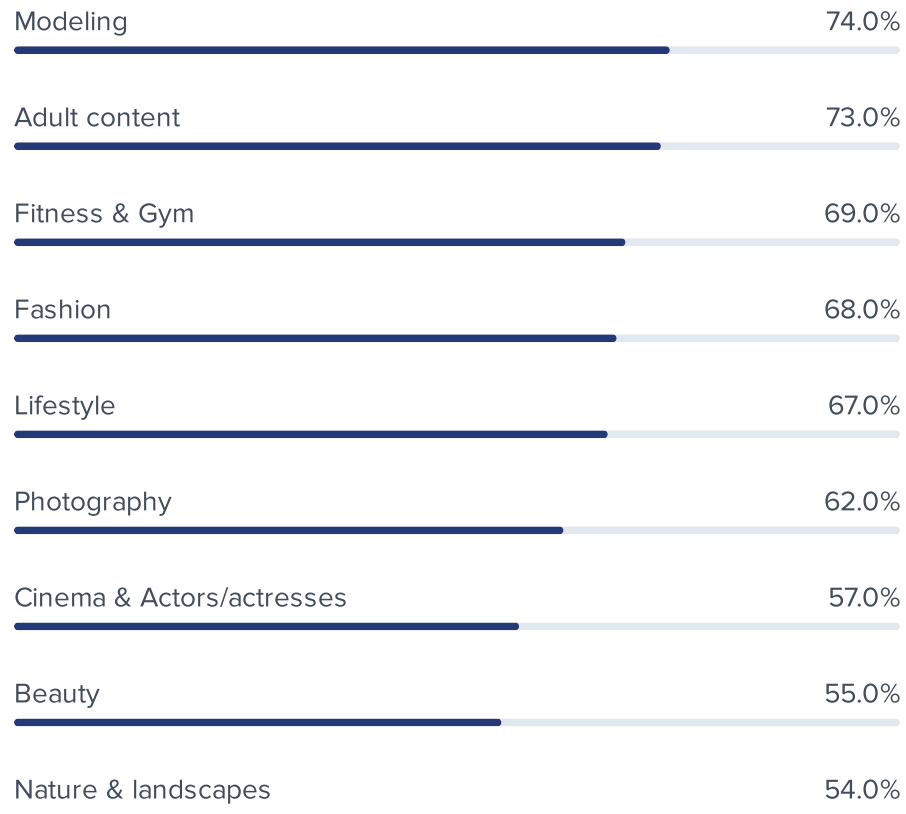
Audience Education Level



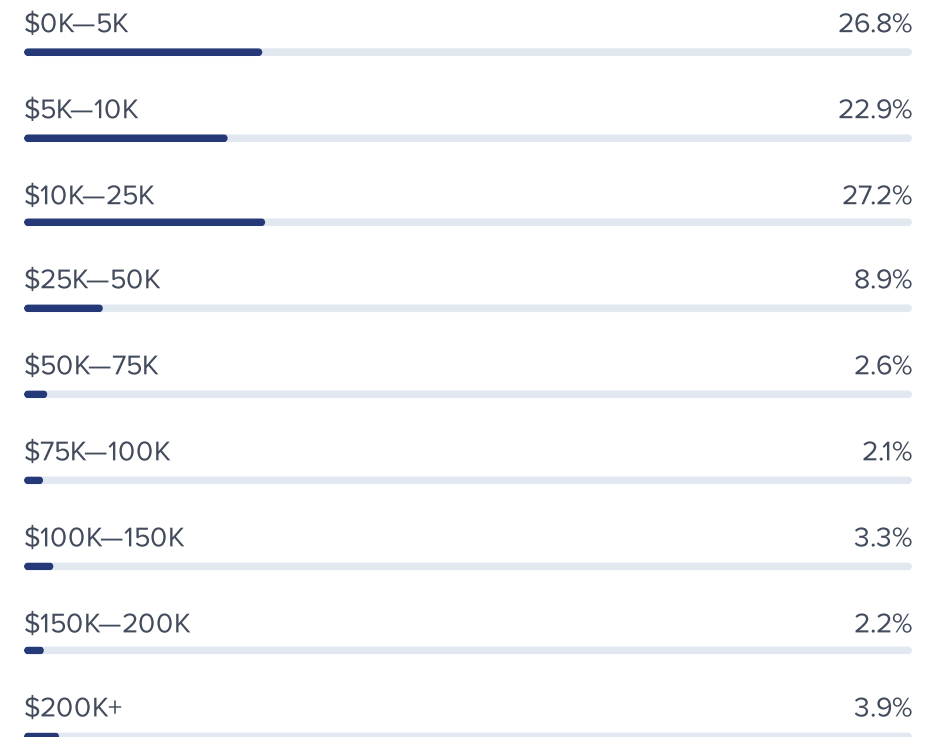
Audience Marital Status



Audience Interests



Audience Yearly Household Income



Audience Brand Affinity



Portrait Woman



Marvel Entertainment



TOP PEOPLE AROUND WORLD



MAVRIN studios



Moda para garotas



Bavarian Beauties




Ulzzang - Hội Gái Xinh



Victoria's Secret



mmodels management



rusgirls.top



Newyork__style__



18+ Photo gallery



fashionloovy




My Red Hair




FITNESS MOTIVATION™



Daily Art



Rafaela Dias



Aesthetic Vibes



Tumblr | Só as tops



Refined Elegance ☞

Notable Followers



Brasil / Rio De Janeiro

[@ac_brasil_](#)

216.5K followers



Kimmy Repond

[@kimmy_repond](#) 

144.1K followers



[@selfiequeens.ig](#)

118.8K followers

Growth

Yearly growth

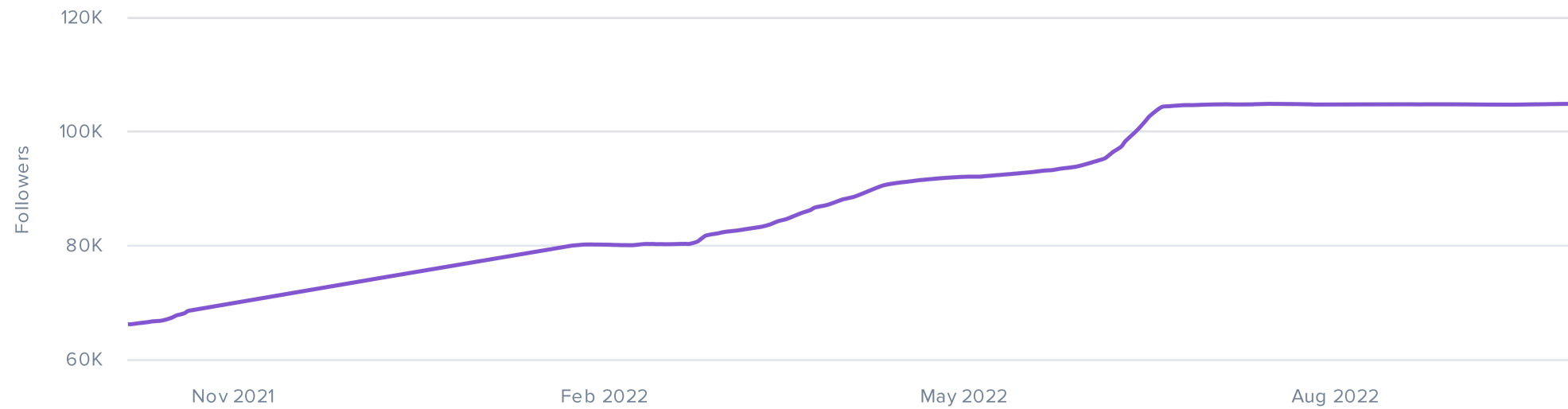
● 58.02% Excellent

@portraitappearance grew by **38.5K followers** in the last year. Accounts of similar size have a growth rate **17.85%** per year

Follower growth

● Organic

No abnormal growths or negative trends detected on followers graphs.

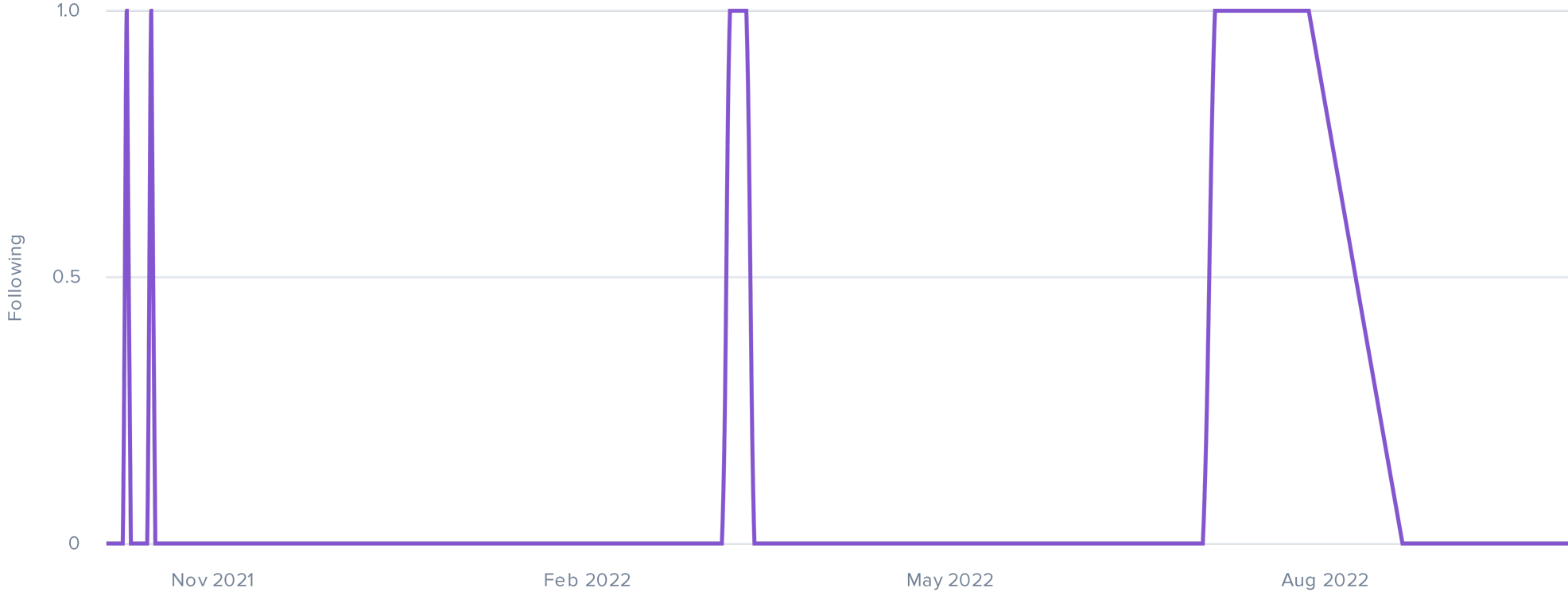




Following dynamics

- Organic

No "incentivized following" patterns detected on following graph.



Mentioned By



Özgür Koca - Photographer in ...
[@ozgurmedia](#)

55.5K followers
1 mention
21 Mar



Laila Kwaśkiewicz
[@laila_kwaskiewicz](#)

14.3K followers
3 mentions
18 Mar



Jacek Waldon
[@jacekwaldon.photo](#)

10.2K followers
2 mentions
21 Mar



asian_girls_crush
[@awesome__crush](#)

7.5K followers
1 mention
30 Mar




Theresa
[@therrri](#)

3.7K followers
2 mentions
8 Apr



Bernd Rießle People ██████████...
[@berndriessle_fotografie](#)

2.5K followers
1 mention
9 Apr



babesofinsta
[@virals.babes](#)

3.2K followers
1 mention
4 Apr



Cromografía estudio
[@cromografia](#)

1.8K followers
1 mention
11 Apr



Engagement

Compared to average values for similar accounts (by number of followers)

Avg. likes

1.7K

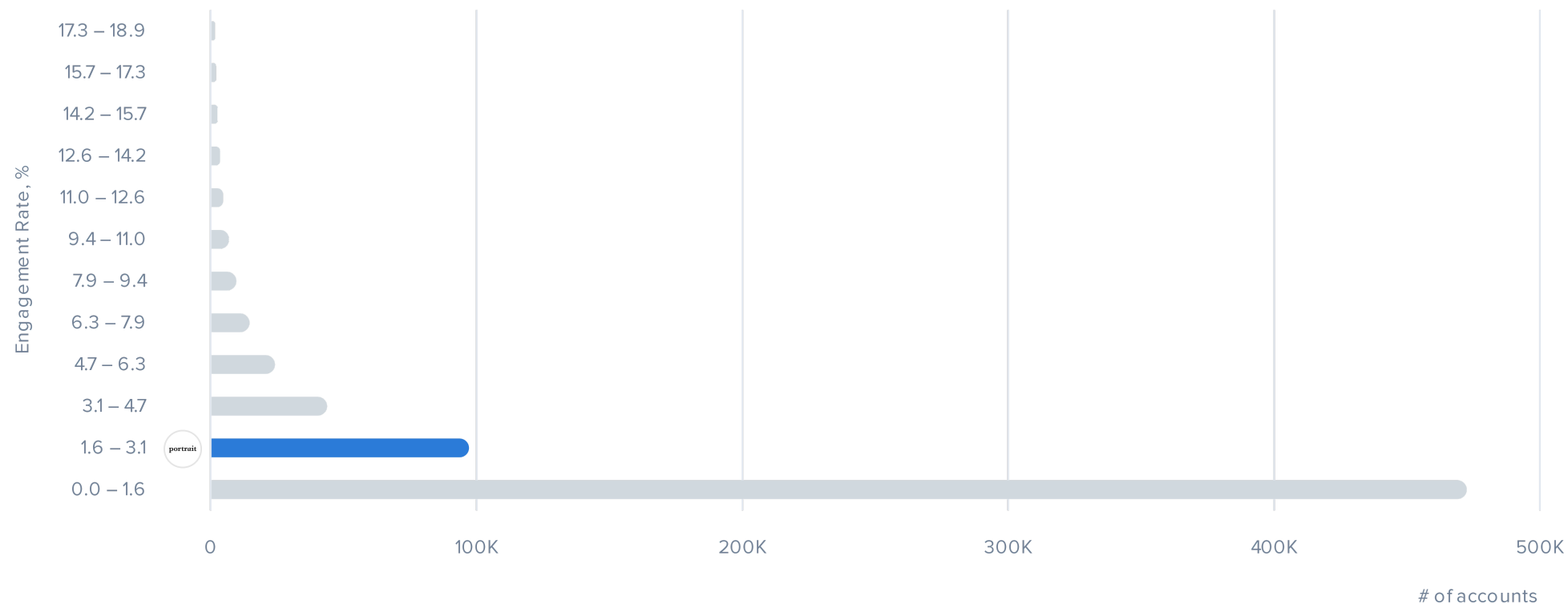
Avg. comments

33

Engagement Rate

● 1.64% Excellent, compared to other brand accounts

1.64% of audience like or comment the content, similar accounts receive 0.7% engagements



Comment Rate

● 0.03% Excellent comments activity

@portraitappearance receives comments from **0.03%** of their audience. Similar accounts receive comments from **0.01%** of their audience.

Like-Comment Ratio

● Good

@portraitappearance receives **1.93 comments** per 100 likes, similar accounts receive **1.95 comments** per 100 likes.

Likes spread

● Too low

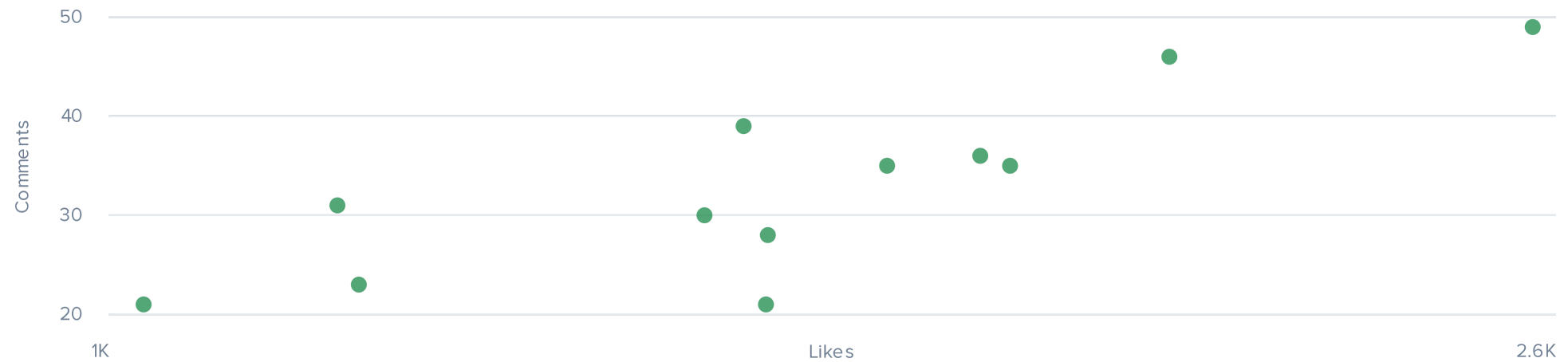
Spread in likes between posts is **23%** similar accounts have **75.03%**

Comments Authenticity

● Average

Significant part of **394** recent comments looks inauthentic.

12 most recent posts likes/comments



Value

Est. Price

\$160–160 Post \$40–150 Story

CPE

● \$0.09 Could be improved

Compared to average market values

EMV

● \$100–300 Could be improved

Estimated cost to gain the same reach through paid social ad with similar audience. Based on est. post price you'll get **\$1.13** value for each \$1 you pay. [Learn more](#)

Content

Brand Safety Analysis

● Safe

0 of 9 negative content patterns found

Negative content background check:

- Alcohol
- Toxic content
- Religious content
- Negative sentiments
- Offensive content
- Political content
- Crime-related content
- Adult content
- Pranks

Sentiment analysis of posts comment

N/A

Data is being calculated, check back in 24 hours.

Content

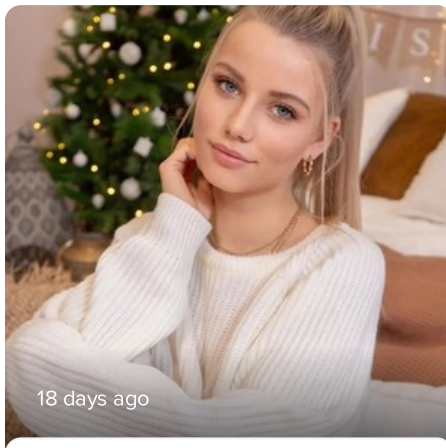
Avg. Likes
1.7K

Avg. Comments
40

Avg. Views
N/A

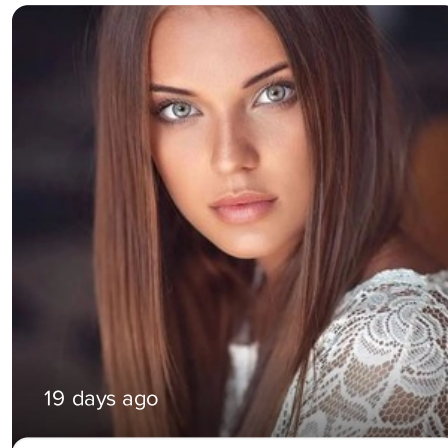
Avg. ER
1.64% ● Excellent

Deleted
0 ● Similar accounts deleted 2–5 posts



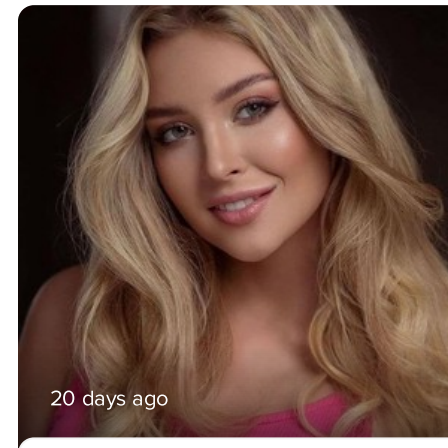
18 days ago

♡ 1.2K 💬 27 1.11% ER



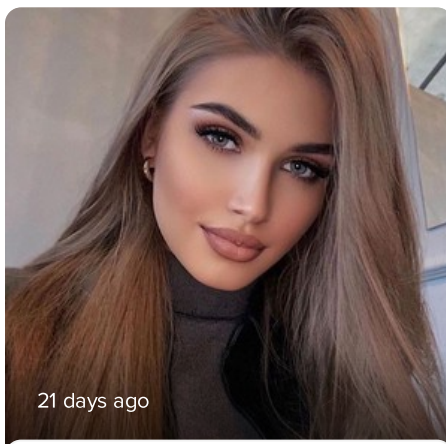
19 days ago

♡ 845 💬 15 0.81% ER



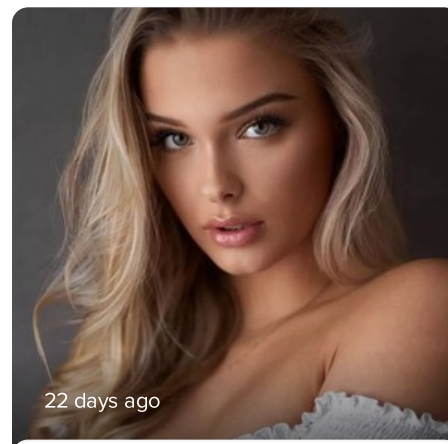
20 days ago

♡ 1.9K 💬 45 1.84% ER



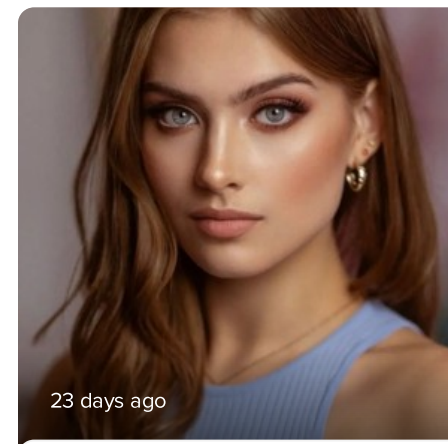
21 days ago

♡ 1.3K 💬 48 1.31% ER



22 days ago

♡ 2.5K 💬 46 2.42% ER



23 days ago

♡ 1.3K 💬 17 1.24% ER



Hashtags

NEW

N/A

No hashtags for selected period



Brand Mentions

Non-ad vs advertising posts for 180 days

Advertising Performance

- Normal

@portraitappearance average ER is **1.64%** and their advertisement posts average ER is **1.41%**

Post Frequency

- Average

@portraitappearance makes **7.96** post/week

Advertising Post Frequency

- Normal

@portraitappearance makes **0.12** ad post/week that's **1.51%** of their content.

Brand Mentions

3 brands



COSMOS
[@cosmos_ph](#)

1 mention
1.99% ER



Oliwia
[@garcziii](#)

1 mention
1.06% ER



TONIN | Photographer in Berlin
[@iamtonin](#)

1 mention
1.41% ER

Similar accounts



pretty girl
[@beauty_girls_pictures](#)

118.6K followers



queens
[@theicon_s_](#)

160.8K followers



Мой Цветник
[@lucaveros.1](#)

353.9K followers

Methodology & Glossary

Quality audience

The metric shows the size of quality audience, which consists of real people and influencers, excluding mass followers and suspicious accounts.

Authentic engagement

The metric shows the average number of organic likes and comments per post, i.e. likes and comments that come from real people, without using grey hat methods.

Audience Quality Score

Audience Quality Score is a 1-100 metric, a benchmark that measures the quality of influencer's audience. The AQS is dynamic and takes the overall performance of Instagram influencers within the same tier into account.

Audience Type

Audience types and demographics reflect an active and engaged audience

Influencers

Accounts with >5,000 followers

Mass followers

Accounts with over 1500 followings. People with too many followings are far less likely to see an influencer's post. Instagram gives priority to posts from accounts that you interact with more often. Mass followers can use tricky methods like automation tools for Follow/Unfollow an influencer to make them follow back.

Suspicious accounts

Instagram bots or real people who use specific automation services to grow the number of likes and comments and purchase followers. All accounts on which HypeAuditor detected grey hat activity are considered suspicious. To identify fraud activity HypeAuditor uses a specially trained machine learning model based on machine learning algorithms and analyzes over 53 patterns. It detects 95% of all known fraud activity.

Estimated Reach

The estimated number of people who see a post created by this influencer.

Country rank

Country rank is assigned to every influencer based on the number of real followers and engagement from a particular country. Each influencer can participate in several country rankings, but we display the score only for the country with the highest rank. Please note: we assign country ranks only if there are more than 10,000 followers from a particular country.

Audience Reachability

Instagram users who follow less than 1,500 accounts are considered reachable. They probably see most of the influencer's posts. People with too many followings may not see an influencer's post, as it can get lost among thousands of other posts, which is why we view this audience as less reachable.

Audience Authenticity

Audience Authenticity shows the percentage of total authentic audience and depends on the percentage of real people and influencers a given account has. The higher the number of real people and influencers, the more authentic their audience. On the other hand, if a larger proportion of the audience is mass followers and suspicious accounts HypeAuditor considers it as inauthentic audience.

Audience Interests

Same followers can fall into more than one interest category at a time, since they may be interested in several topics. The highest percentage value doesn't mean that the majority of the audience is interested in this particular subject only. Use this information to make sure your offer and message is relevant to the audience.

Audience Yearly Household Income

We evaluate household income using AI algorithms based on publicly available income data and account's audience location, gender, and age. Metric is calculated in US dollars.

Audience Education Level

The distribution of education levels attained by the influencer's followers.

Audience Marital Status

The distribution of marital statuses of the influencer's followers, such as whether the audience members are married, single, widowed, or divorced.

Notable Followers

Influencers that have recently interacted (liked or commented) with this account. Use this information to select those influencers who have authority with other creators.

Audience Brand Affinity

A list of brands the influencer's audience engages with, that is, likes and comments their posts. Use this information to better understand whether or not your offer will fit the audience.

Mentioned By

Influencers that mentioned this account last 90 days. Use this to understand the reasons behind their growth (participation in giveaways or promos). For brand accounts that might be the influencers they've worked with.

Engagement Rate

Engagement rate, which shows the percent of the audience who engages with the content posted by this influencer, including likes and comments.

Comment Rate

Comment rate is a % of influencer's audience who comment on their most recent 12 posts.

Like-Comment Ratio

The Like-Comment Ratio shows how many comments on average an influencer gets per 100 likes. Significant differences from similar accounts might mean that either comments or likes number was increased artificially.

Likes spread

Difference in number of likes between posts. If the spread is too low it might indicate that blogger have paid for artificial likes. Normally, followers like some posts more than others. That's why it's suspicious if all posts have the same amount of likes.

Est. Integration Price

To calculate the price we take into account several components, including the influencer's country, followers number, and engagement rate, and use a machine learning model trained on market values. The actual price might be different, depending on several factors like production complexity, hours needed to produce, and assistant work.

CPE

Cost Per Engagement (CPE). Estimated post price divided by average number of engagements (likes + comments) per post. Average value for posts made in recent 30 days.

Earned Media Value

Earned media value shows what it would have cost to gain the same reach through paid social media among the audience with similar demographics.

Brand Safety Analysis

Brand Safety Analysis helps you find influencer accounts suitable for placing your sponsored content and make sure your product or service doesn't appear next to inappropriate content compromising your brand. The analysis shows how safe or insecure influencer's content is based on several factors. By studying their content in terms of sensitive topics and off-limits subjects that can cause damage to your brand's image we conclude whether this content is safe or risky. There are currently 9 different negative content markers that we use to determine how safe influencer's content is for your brand.

Advertising Performance

To calculate this metric, we compare the average engagement rate of regular posts with the average engagement rate of posts with brand mentions. Use this metric to better understand how effectively your sponsored content can perform. For example, if the ER of posts with brand mentions is higher, it means that the influencer is doing a good job promoting products or services and their audience reacts positively.

Advertising Post Frequency

The metric shows how often the influencer posts content with brand mentions. If their account is stuffed with promotional content, think twice before you start collaborating with them. However, too many brand mentions don't always mean that an influencer pushes salesy content. A creator may recommend some products and services out of personal preferences.

Brand Mentions

Mentions of non-personal business accts in photo descriptions. Note: posts like this might be not paid.